

# GL-1<sup>®</sup> Injectors

308953F


ENG

For Single-Line Parallel Automatic Lubrication Systems.



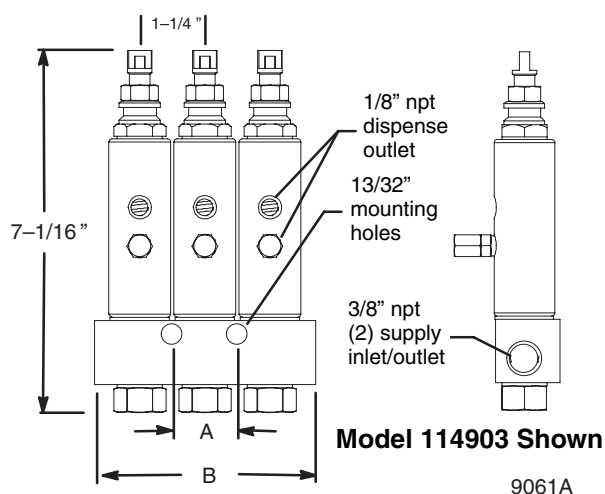
## Important Safety Instructions

Read all warnings and instructions in this manual and manual 309015. See manual 309015 for Automatic Lubrication System installation, operation, and troubleshooting. Save all instructions.



**SKIN INJECTION HAZARD**

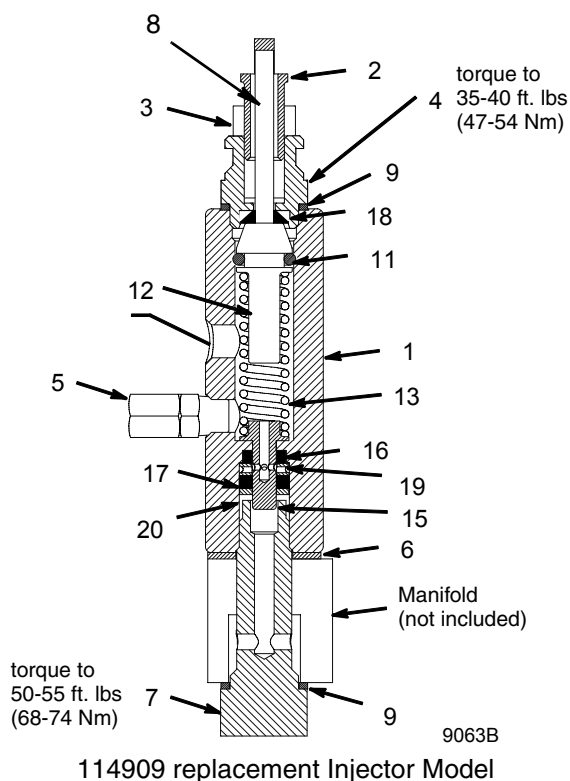
Fluid from the injector, leaks, or ruptured components can inject fluid into your body and cause extremely serious injury, including the need for amputation. Fluid injected into the skin might look like just a cut, but it is a serious injury. **Get immediate surgical treatment.** Fluid splashed in the eyes or on the skin can also cause serious injury. The equipment may be pressurized already, or it could become pressurized by an automatic lube cycle initiated by Lubrication Controller (timer). Disconnect power to the timer, and disconnect the air supply to the pump module to ensure that the system is depressurized. **See the pressure relief procedure in Pump Module manual 308955.**



## GL-1 Injector Models

Part No.	Description	Dimension A	Dimension B	Bare Manifold Part No.
114901	Injector, GL-1, one point		2.48 in. (63.0 mm)	114911
114902	Injector, GL-1, two point		3.00 in. (76.0 mm)	114912
114903	Injector, GL-1, three point	1.25 in. (31.7 mm)	4.23 in. (107.5 mm)	114913
114904	Injector, GL-1, four point	2.50 in. (63.4 mm)	5.47 in. (139.0 mm)	114914
114905	Injector, GL-1, five point	3.75 in. (95.1 mm)	6.71 in. (170.5 mm)	114915
114909	Injector, GL-1, replacement			

# Injector Service Parts



**Use Only Genuine Graco Repair Parts**

Item	Description	Qty	Part No.
1	Injector body	1	-
2	Adjusting screw	1	114906
3	Lock nut	1	114907
4	Packing housing	1	114908
5	Zerk fitting and cap assembly	1	114916
6	Copper gasket	1	114918
7	Adapter bolt (used on all manifold models)	1	114919
8	Indicator pin	1	
9	Steel gasket	2	★
11	Fluoroelastomer o-ring	1	★
12	Displacement piston	1	★
13	Compression spring	1	★
15	Plunger	1	★
16	Fluoroelastomer packing	1	★
17	Fluoroelastomer packing	1	★
18	Fluoroelastomer packing	1	★
19	Inlet valve	1	★
20	Flat washer	1	★

## Available Kits

**Use Only Genuine Graco Repair Parts**

**Graco Part No. 115118** . . . . . Metal Injector Cover

**Graco Part No. 115119** . . . . . Plastisol Injector Cover  
(see page 3 for installation instructions)

**Graco Part No. 115120** . . . . . Crossover Kit  
(for connecting the outlets of injectors  
for increased output)

**Graco Part No. 241234** . . . . . Injector Repair Kit  
(See Kit 241234 parts in **Injector Service Parts** list.)

★ Included in Injector Repair Kit 241234 only.

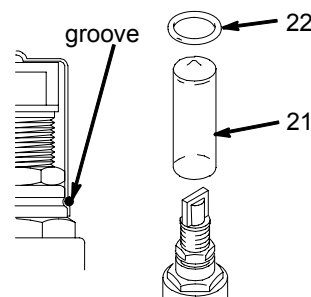
# Injector Cover Kit 115119

## Plastisol cap for Graco GL-1 Injectors

Item	Description	Qty
21	Plastisol cap	1
22	O-ring	1

### Installation Instructions

1. Apply a light coating of transparent lubricant to the inside of cap (21).
2. Slide cap (21) over the indicator stem of the injector far enough to cover the groove in the piston plug.
3. Slide the o-ring (22) down over the cap to the groove in the piston plug, forcing the cover into the groove to form a seal.



9048A

## Technical Data

Maximum operating pressure . . . . .	3500 psi (24 MPa, 241 bar)
Suggested operating pressure . . . . .	2500 psi (17 MPa, 172 bar)
Reset pressure . . . . .	600 psi (4.1 MPa, 41 bar)
Output volume per cycle . . . . .	adjustable*: 0.008 to 0.08 in. <sup>3</sup>
Wetted parts . . . . .	carbon steel, stainless steel, copper, fluoroelastomer
Recommended fluids . . . . .	N.L.G.I. #2 grease down to 32° F (0° C)

\*Maximum adjustment setting is when screw (2) is just making contact with the indicator pin (8) with no inlet pressure. Turning adjustment screw clockwise (in) reduces the output. See GL-1 Volume Adjustment Table.

GL-1 Volume Adjustment Table			
Description	Number of Turns	Volume	
		in. <sup>3</sup>	cc
Maximum Adjustment	0	0.080	1.31
360° Clockwise Turn	1	0.071	1.16
360° Clockwise Turn	2	0.062	1.02
360° Clockwise Turn	3	0.053	0.87
360° Clockwise Turn	4	0.044	0.72
360° Clockwise Turn	5	0.035	0.57
360° Clockwise Turn	6	0.026	0.43
360° Clockwise Turn	7	0.017	0.28
Minimum Adjustment	8	0.008	0.13

# Graco Standard Warranty

Graco warrants all equipment referenced in this document which is manufactured by Graco and bearing its name to be free from defects in material and workmanship on the date of sale to the original purchaser for use. With the exception of any special, extended, or limited warranty published by Graco, Graco will, for a period of twelve months from the date of sale, repair or replace any part of the equipment determined by Graco to be defective. This warranty applies only when the equipment is installed, operated and maintained in accordance with Graco's written recommendations.

This warranty does not cover, and Graco shall not be liable for general wear and tear, or any malfunction, damage or wear caused by faulty installation, misapplication, abrasion, corrosion, inadequate or improper maintenance, negligence, accident, tampering, or substitution of non-Graco component parts. Nor shall Graco be liable for malfunction, damage or wear caused by the incompatibility of Graco equipment with structures, accessories, equipment or materials not supplied by Graco, or the improper design, manufacture, installation, operation or maintenance of structures, accessories, equipment or materials not supplied by Graco.

This warranty is conditioned upon the prepaid return of the equipment claimed to be defective to an authorized Graco distributor for verification of the claimed defect. If the claimed defect is verified, Graco will repair or replace free of charge any defective parts. The equipment will be returned to the original purchaser transportation prepaid. If inspection of the equipment does not disclose any defect in material or workmanship, repairs will be made at a reasonable charge, which charges may include the costs of parts, labor, and transportation.

**THIS WARRANTY IS EXCLUSIVE, AND IS IN LIEU OF ANY OTHER WARRANTIES, EXPRESS OR IMPLIED, INCLUDING BUT NOT LIMITED TO WARRANTY OF MERCHANTABILITY OR WARRANTY OF FITNESS FOR A PARTICULAR PURPOSE.**

Graco's sole obligation and buyer's sole remedy for any breach of warranty shall be as set forth above. The buyer agrees that no other remedy (including, but not limited to, incidental or consequential damages for lost profits, lost sales, injury to person or property, or any other incidental or consequential loss) shall be available. Any action for breach of warranty must be brought within two (2) years of the date of sale.

**GRACO MAKES NO WARRANTY, AND DISCLAIMS ALL IMPLIED WARRANTIES OF MERCHANTABILITY AND FITNESS FOR A PARTICULAR PURPOSE, IN CONNECTION WITH ACCESSORIES, EQUIPMENT, MATERIALS OR COMPONENTS SOLD BUT NOT MANUFACTURED BY GRACO.** These items sold, but not manufactured by Graco (such as electric motors, switches, hose, etc.), are subject to the warranty, if any, of their manufacturer. Graco will provide purchaser with reasonable assistance in making any claim for breach of these warranties.

In no event will Graco be liable for indirect, incidental, special or consequential damages resulting from Graco supplying equipment hereunder, or the furnishing, performance, or use of any products or other goods sold hereto, whether due to a breach of contract, breach of warranty, the negligence of Graco, or otherwise.

## **FOR GRACO CANADA CUSTOMERS**

The Parties acknowledge that they have required that the present document, as well as all documents, notices and legal proceedings entered into, given or instituted pursuant hereto or relating directly or indirectly hereto, be drawn up in English. Les parties reconnaissent avoir convenu que la rédaction du présent document sera en Anglais, ainsi que tous documents, avis et procédures judiciaires exécutés, donnés ou intentés, à la suite de ou en rapport, directement ou indirectement, avec les procédures concernées.

# Graco Information

For the latest information about Graco products, visit [www.graco.com](http://www.graco.com).

**TO PLACE AN ORDER**, contact your Graco distributor or call to identify the nearest distributor.

**Phone:** 612-623-6928 or **Toll Free:** 1-800-533-9655, **Fax:** 612-378-3590

*All written and visual data contained in this document reflects the latest product information available at the time of publication.  
Graco reserves the right to make changes at any time without notice.*

This manual contains English. MM 308953

**Graco Headquarters:** Minneapolis  
**International Offices:** Belgium, China, Japan, Korea

**GRACO INC. P.O. BOX 1441 MINNEAPOLIS, MN 55440-1441**

**Copyright 1999, Graco Inc. is registered to ISO 9001**

[www.graco.com](http://www.graco.com)

Revised 1/2011